

515 nm High Power Femtosecond Fiber Laser



Applications

- Multiphoton microscopy
- Optical metrology
- Materials characterization
- 3D-microprinting/photopolymerization
- Nonlinear spectroscopy
- Ophthalmology

Features

- High power stability (up to 400 mW)
- < 100 fs pulse widths
- Outstanding beam quality ($M^2 < 1.2$)
- Exceptional beam pointing stability
- All air-cooled, no chiller required
- Remote system diagnostics

The Carmel X-series is a range of high power, air-cooled, fiber-based femtosecond lasers with output powers from 0.25 to greater than 2.5 W and pulse widths of less than 90 fs in the industry's most compact, user-friendly package. The Carmel X-515 represents the latest member of the product family and provides the perfect 515 nm source for a wide range of ultra-fast laser applications, including bio-imaging, multiphoton microscopy, optical metrology, 3D-microprinting, photopolymerization and ophthalmology. It is offered as both a scientific version with front panel controls and an OEM version controlled through an RS-232 interface. The Carmel X-515 can be configured for dual wavelength output to enable alternating access to 515 and 1030 nm outputs.

The system features a rack mountable controller with a robust armored cable interface to the compact laser head, which facilitates its incorporation into OEM designs. It is over 100 times smaller than many bulk crystal lasers with a similar output power level. A simple key switch interface provides for manual operation with full remote access through computer control. The X-series includes the capability of remote data logging, power monitoring, system diagnostics, and automated adjustments for prolonged lifetime and OEM preventative maintenance. The rugged design supports 24/7 operation in industrial environments.

The building block of the X-series is Calmar's renowned ultrafast fiber seed laser platform, which utilizes the proprietary Mendocino saturable absorber technology developed and perfected over a twenty-year period to deliver reproducible and reliable mode-locking at turn-on. The system provides an output pulse width of < 100 fs with minimal pulse pedestal and excellent long term pulse-to-pulse stability (< 1% rms) over a wide operating temperature range (17-38°C). An exceptional output beam quality ($M^2 < 1.2$) enables a near diffraction-limited spot size with suitable microscope objectives for demanding bio-imaging and 3D microprinting applications. Repetition rates can be specified from 27 to 100 MHz with an RF synchronization output provided as a trigger signal. The compact laser head and associated armored fiber cable make for straight forward integration into OEM microscope systems with minimal delivery optics.

If the performance parameters do not quite fit your application requirements, please contact us at sales@calmarlaser.com to discuss a customized solution.

Technical Specifications¹

Model Number	CFL-04VFF
OPTICAL	
Central Wavelength (nm)	515 ± 3
Pulse Width ² (fs)	< 100
Average Power (W)	> 0.4
Repetition Rate ³ (MHz)	80
Pulse Energy (nJ)	> 5
Spectrum Width (FWHM, nm)	~ 5
Power Stability over 8 hours ⁴ (% , RMS)	< 1.0
Beam Quality (M ²)	< 1.2
Beam Diameter at Exit (typical, mm)	1.25
Beam Roundness (%)	> 90
Polarization Extinction Ratio (dB)	> 18
Output/Termination	Free space, collimated beam (UV filter)
ELECTRICAL	
Electrical Synchronization (V)	~ 0.5, SMA connector
Supply Voltage	85 - 264 VAC at 47 – 63 Hz, autoranging
Power Consumption (W)	200
MECHANICAL	
Operating Temperature (°C)	17 - 38
Storage Temperature (°C)	0 - 50
Connection between Controller and Head ⁵	~ 1 m fixed armored cable
Laser Head Dimensions (cm)	9.0(W) x 18(D) x 3.5(H)
Laser Controller Dimensions (cm)	48.2(W) x 46.7(D) x 10(H); 19 inch 2U
Laser Head Weight (kg)	0.8
Laser Controller Weight (kg)	13.6
Cooling	Controller air-cooled by low noise fan
Warm-up Time (min)	~ 15
I/O CONTROL	
Communication Interface ⁶	RS-232 Serial Port, Monitor Port
Front Panel Control Interface	Power Switch, Laser Key Switch, Emergency Stop Button

1. Due to our continuous improvement philosophy, all product specifications are subject to change without prior notice. Please contact sales@calmarlaser.com for customized specifications.

2. A sech² pulse shape (deconvolution factor of 0.65) is used to determine the pulse width from the second harmonic autocorrelation trace.

3. For other repetition rates, please contact sales@calmarlaser.com.

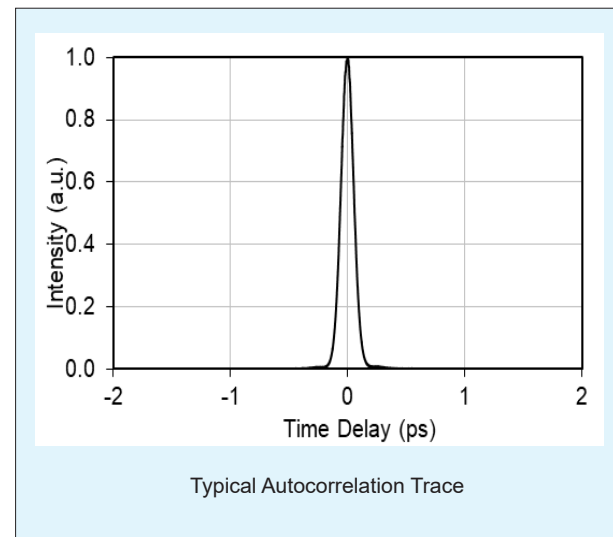
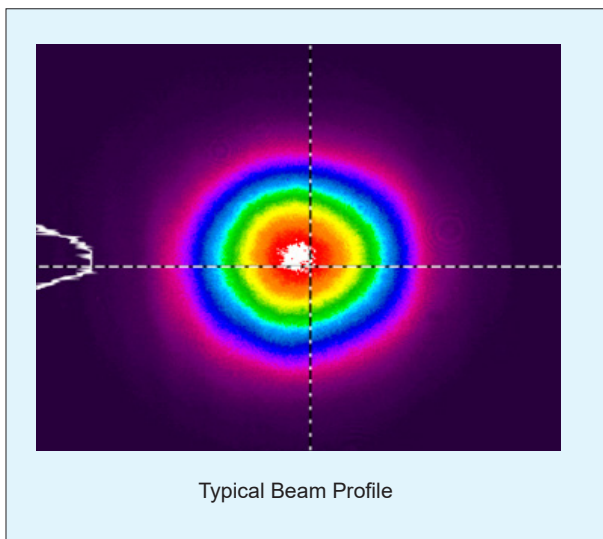
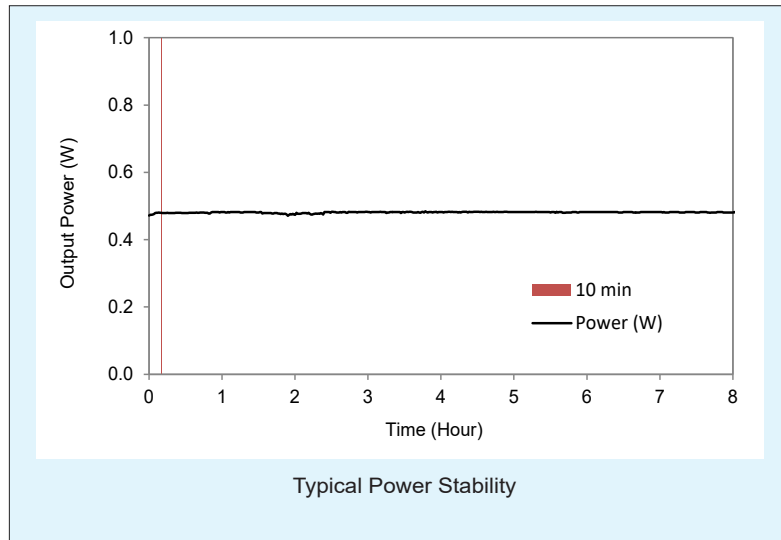
4. Requires an ambient temperature control of ± 1.0°C and appropriate mounting for the laser head.

5. For other cable length options, please contact sales@calmarlaser.com.

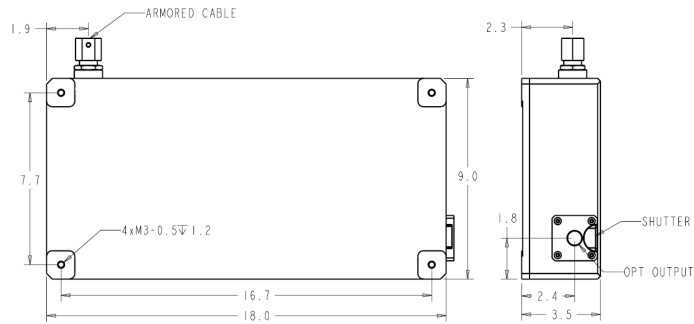
6. Standard on OEM version, for the scientific version please contact sales@calmarlaser.com.



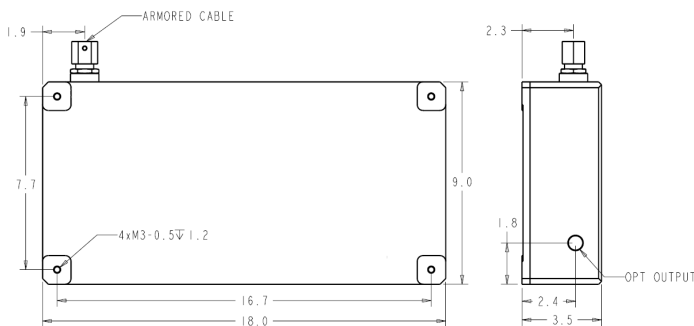
Optical Characterization



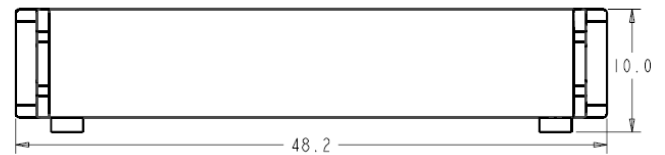

Mechanical Dimensions



Dimensions of Laser Head for Scientific Model (cm)



Dimensions of Laser Head for OEM Model (cm)



Dimensions of Laser Controller (cm)

